



# 67 Series

Door furniture



The Legge commercial range of door furniture has been designed to meet the demands of commercial applications, such as interior and exterior doors for retail, educational, governmental, medical and public buildings.

Legge commercial furniture should be specified where heavy use is experienced and durable door furniture is essential.

## Features

- Constructed of quality components, with forged brass levers and roses
- Furniture re-handed by simple relocation of stop block
- Heavy duty spring provides a smooth, positive return action of the lever and eliminates drooping, extending the life of the product
- Suitable for use on fire door assemblies when used with fire rated locks and latches



Warranties	
Mechanical	30 years
Finish	<a href="http://allegion.co.nz/finisheswarranty">allegion.co.nz/finisheswarranty</a>

# Specification guide

Function	Lever	Finish
Lock/latch furniture ..... 67	refer following pages	Antique bronze ..... A
External half set ..... 67E		Chrome plate ..... C
Internal half set ..... 67I		Oil rubbed bronze ..... ORB
External blank rose ..... 67EB		Polished brass ..... P
Internal blank rose ..... 67IB		Polished brass unlacquered ..... PU
		Satin chrome plate ..... S
		Satin black chrome ..... SBC
		Satin brass ..... SB
		Satin brass unlacquered ..... SBU

## 1. Function

Select the desired function e.g. Lock/latch furniture ..... 67/


## 2. Lever

Select the required lever design e.g. Angelo #57 ..... 67/57

## 3. Finish

Select the desired finish e.g. Satin chrome plate ..... 67/57S

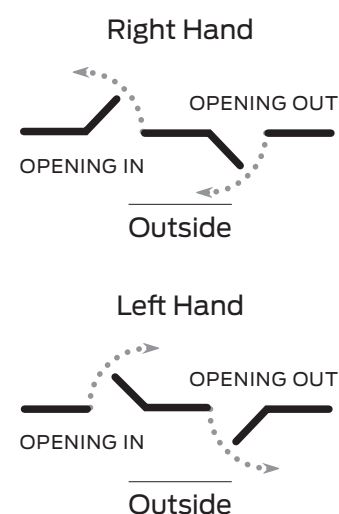
## Finishes



## Specifications

<b>Door type</b>	Timber or metal
<b>Door thickness</b>	Latch furniture 32mm to 50mm Passage set 32mm to 50mm
<b>Spindle size</b>	7.6mm
<b>Compatible locks/latches</b>	Legge 990MF Series mortice locks Legge 12002 tubular latch
<b>Fixing</b>	Back to back, external plates concealed fixing, screws supplied with exterior plates only, screw length 75mm
<b>Materials</b>	Forged brass levers and roses

## Handing guide



# Testing and Compliance



**Fire Rating:**

Successfully tested on fire door assemblies in accordance with AS1905 Part1: Fire resistance doorsets. Check with fire door manufacturer prior to installation.



**Accessibility:**

Compliant to the AS 1428:1-2009 Design for Access and Mobility

**Caution:**

When door closers are installed and adjusted to meet reduced opening force requirements, there may be insufficient power to reliably close and latch the door, depending on prevailing operating conditions.

**Note:**

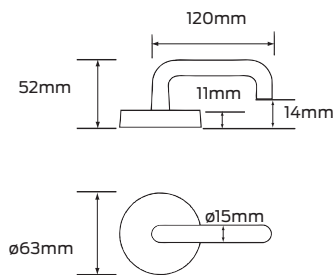
In areas of high wind pressure and/or air conditioning pressures, the LCN Automatic Door Operators are recommended.

## Functions

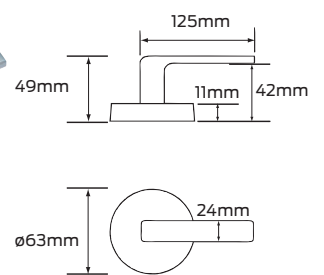
Functions	Outside	Inside
<b>LR67 - Lock/latch furniture</b> Two levers to be used with a Legge 990 or Tubular Latch		
<b>LR67 - External half set</b> One lever to be used with a latch or converted to dummy trim with fixing kit		
<b>LR67 - Internal half set</b> One lever to be used with a latch or converted to dummy trim with fixing kit		
<b>67 - Latch furniture</b> Includes two levers with four visible fixing holes, intended to be used when through fixing is not possible.		
<b>Escutcheons</b>  22 forged brass with cylinder hole  23 forged brass with turn  24 forged brass with emergency release		    

## Legge 67 Series levers

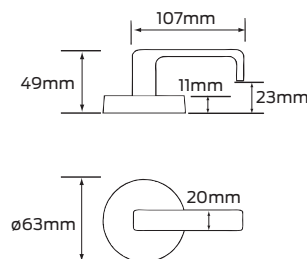
**Alpha #29**



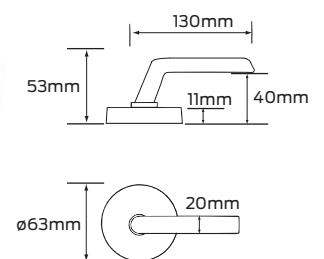
**Angelo #57**



**Bergen**

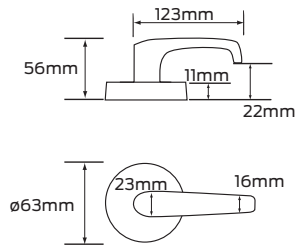


**Cisa #59**

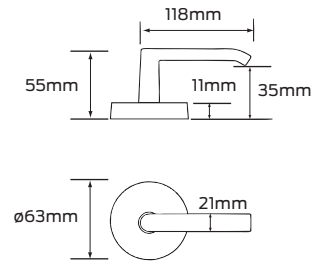


# Legge 67 Series levers

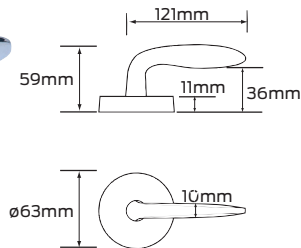
**Ergo #62**



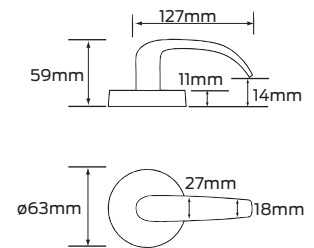
**Leonardo #12**



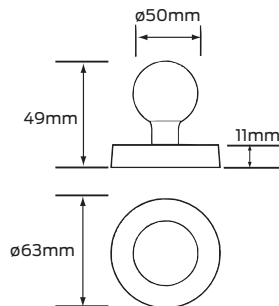
**Monet #50**



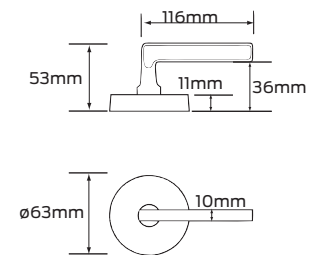
**Neptune**



**Omega**



**Renoir #52**



**Rubens #56**

